



To install the newest version of Laredo go to www.fidlar.com/laredo.aspx. Select the desired State/County, then **Download**.

Choose A State: Choose A County:

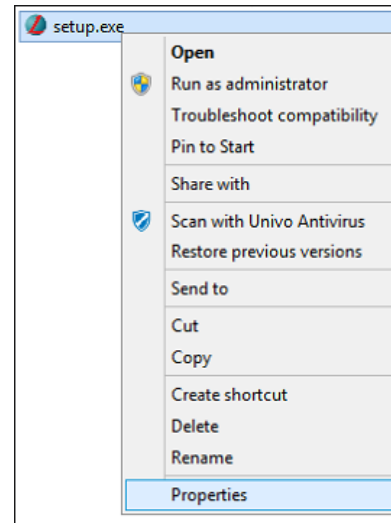
You will be prompted to either Run or Save. Please choose the arrow to the right of **Save** and then select **Save As**.



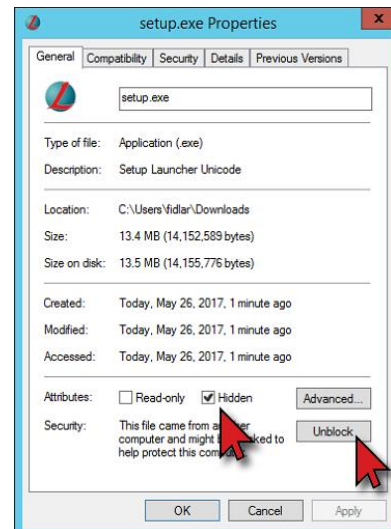
Save this to your Desktop, the icon will look like this on your desktop.



Depending on your security setting the Setup.exe may be blocked and will need to be unblocked. To unlock, right-click on the Setup.exe and choose **Properties**.



Within the **Properties** Window, click the **Unblock** option then choose **OK**.
[If you do not see the unblock option then this step is not needed]

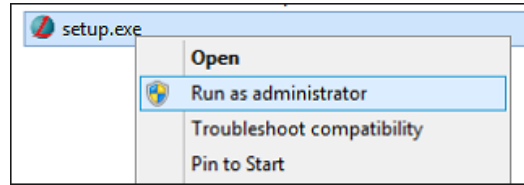


(Continued)



Depending on how securities are configured for your system, you may need to run the Setup.exe as an **Administrator**.

To run as Administrator, right-click on the Setup.exe and select **Run as administrator**.



To view/download **Laredo v8 Desktop & Anywhere** guides, locate the guide options below County download option.

